

Example UP 300 ml Double Wall








Final open format: W x H

Dimensions of the cut / punched product

Design format: W x H

Final open layout including 3mm bleed

Legends

-  Adhesive area / Area cannot be printed
-  Partially visible area
-  Non visible area
-  Bleed 3mm
-  Final format / Punching contour
-  Safety distance
-  Fold line

Layout

Main focus of the product (eye catcher/ front), design and text alignment

Secondary focus of the product (minor part/ side), design and text alignment

Please ensure your print file meets following specifications:

File format:	PDF/X-4 (recommended), alternatively TIFF, JPG, EPS
Colour mode:	CMYK (no RGB)
Resolution:	At least 300 dpi at actual size
Fonts:	Must be outlined or embedded
Graphics:	Use vector files (e.g. AI, EPS, SVG)
Bleed:	Add at least 3mm to each side

Safety distance:
Keep text and essential elements at least 3mm from the edge

Do not include crop marks or colour bars